



# COMBIFLOAT C-5

self-elevating platform

## VERSATILE AND HEAVY-DUTY PLATFORM

The modular C-5 Self-Elevating Platform is the ideal jack-up platform for construction and geotechnical works in coastal and inland waters. The design provides a platform for lighter and smaller spreads of equipment.

# COMBIFLOAT C-5

self-elevating platform



With a 100 mt variable deck load capacity and 15 mt/m<sup>2</sup> deck strength, the C-5 is the platform of choice for geotechnical companies. Over 250 m<sup>2</sup> deck space is usable without obstructions. The deck layout can be fully tailored to client's mission equipment and operating method. To facilitate drilling operations, moonpools or drill slots can be created. This can easily be done by shifting pontoons during assembly or by integrating a drilling slot in a pontoon.


Depending on soil penetration and waves, the platform can operate in water depths of up to approximately 20 meter, with extensions possible in a moderate environment.

## Maximizing Workability

With highly qualified and specialized in-house engineers, Combifloat offers various engineering services to guide and support clients on operational and environmental matters when using the platform. Combifloat engineers are available in all stages of your project, from tendering, project preparation and throughout the entire execution phase.

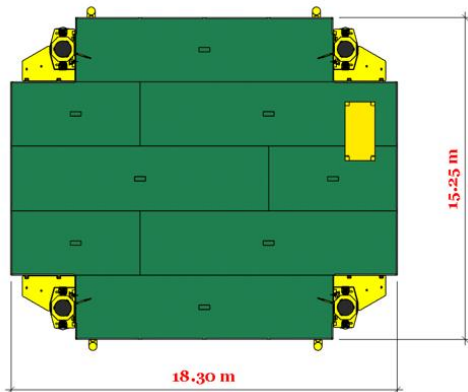
## Combifloat Systems B.V. - QHSE Standards

ISO 9001, ISO 14001, ISO 45001



# COMBIFLOAT C-5

self-elevating platform



## General

Type  
Class (optional)

C-5 Modular Self-Elevating Platform  
Bureau Veritas or Rina

## Dimensions

Length 18.30 m  
Breadth 15.25 m  
Depth 1.52 m  
Free deck area 250 m<sup>2</sup>

## Loads

Variable deck load 100 mt  
Deck strength 15 mt/m<sup>2</sup>

## Jacking system

Jacking type Hydraulic, mechanical engaged  
Jacking speed 14 m/hr full cycle, complete platform  
Jacking stroke 1.22 m  
Jacking capacity 80 mt/leg  
Power 1x 129,4 kW diesel-hydraulic power unit  
Power option 1 1x 90 kW electro-hydraulic power unit  
Power option 2 2x 45 kW electro-hydraulic power unit (50% + 50% redundant)

## Spud legs

Leg length 27.00 m extendable  
Free length below hull 23.00 m  
Leg diameter 0.76 m


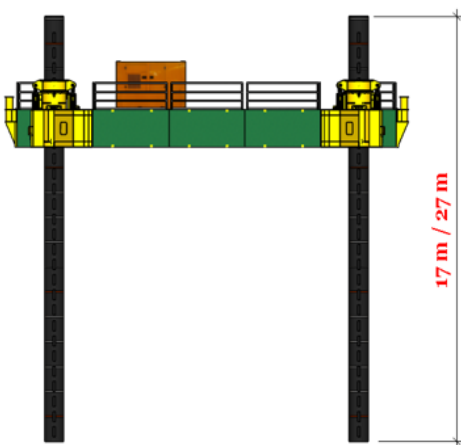
## Operational conditions

Max. wave height  $H_{max}$  2 m\*  
Wind speed max 50 km/hr  
Current 1 m/s

## Survival conditions

Max. wave height  $H_{max}$  3 m\*  
Wind speed 120 km/hr  
Current 1 m/s

\* Indicated values will vary pending actual site and payload conditions.





# COMBIFLOAT C-5

self-elevating platform



## Configuration


The platform consists of a number of standardized floating modules coupled together through a male / female connection system. The platform is supported by four spud legs in heavy duty spud wells. The hydraulic power unit can be located flexibly on the platform.

## Modular design

All platform components are sized to be easily transportable by road, rail or sea. Due to the modular design, overall dimensions and spud legs length can be adapted to customer needs.

## Jacking System

The jacking mechanism consists of two hydraulically operated crossheads per spud well, to lock and unlock the spud for vertical movement. Vertical movement is accomplished by four hydraulic heavy duty cylinders with a stroke of 1.22 meter, working on an operating pressure up to 140 bar.




The four spud wells are powered by an electro-hydraulic power pack for simultaneously lifting and lowering the spud legs through its seating.

The powerpack drives two hydraulic axial piston pumps. The double execution also guarantees redundancy in case of emergency.

## Moonpool(s) for drilling

A moonpool of 3,05 x 1,52m can be easily created by shifting floats during the assembly of the platform and come at no additional costs. Optionally a 500mm drill slot can be included in one or more floats.



## Optional

- Spud cans
- 4-point Mooring system
- Leg extensions
- Boat landing
- Accommodation
- Mission Equipment
- Jetting system
- Propulsion

The information contained herein is provided for general reference purposes only. Whilst we have taken every care to ensure the accuracy and quality of the above information, we can accept no responsibility in respect of any loss or damage of any kind whatsoever which may arise from your reliance on the information without our assistance. The information contained in this specification is protected by intellectual property law. As such any reproduction in whole or in part in whatever way or form is strictly prohibited without prior approval by Combifloat Systems B.V.

